



HCR 3.0

How to set up your new account and link existing profiles

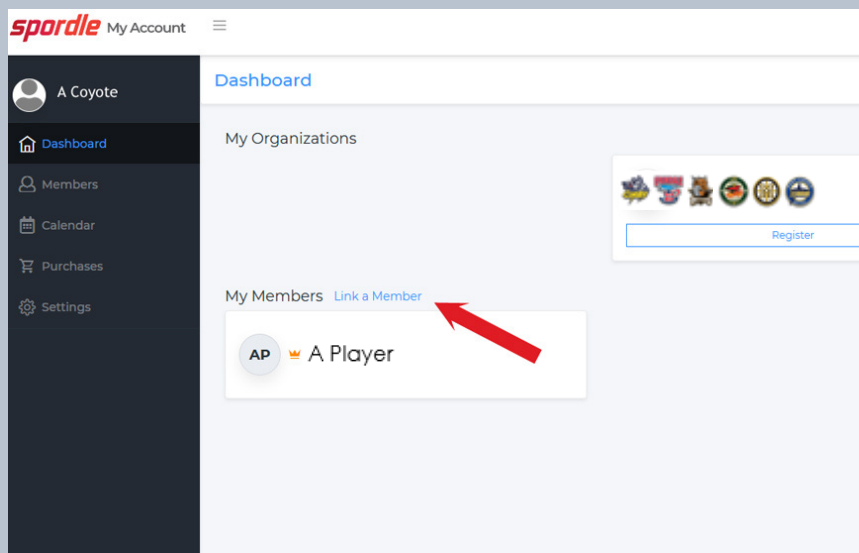


1. Setup your account

Everyone will need to setup an account in the new HCR 3.0 system.

Go to <https://hcr3.hockeycanada.ca>

Follow the prompts to create your new account. You can refer to pages 1 - 11 of the 'How to Create a Hockey Canada Account Guide' for additional help.

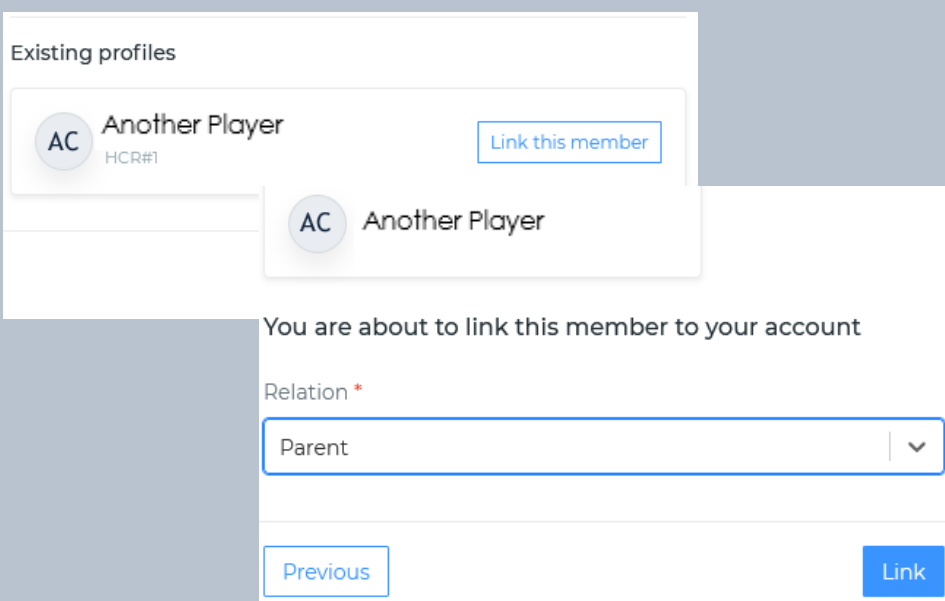
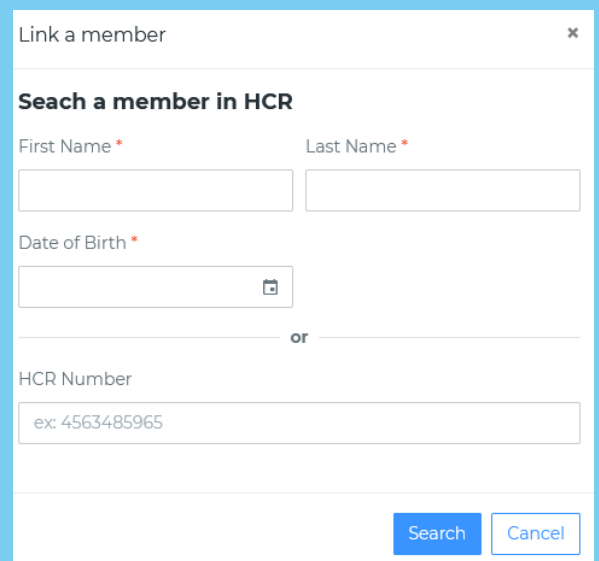


2. Link your family members

Add your family players and also yourself if you are a coach or volunteer.

3. Find your existing profiles

You can search the existing player and volunteer profiles by name & date of birth or by HCR#



4. Set your relationship and confirm

If a profile is found, click "Link this member" then set your relationship and you're done!

Once registration is open you can then login and sign up for the 2021-22 season.

